

What is Subtitle player v2.0??

Subtitle player is a plugin for Enigma2 based satellite receivers (Ipbox, Dreambox, Kathrein, Topfield...) featuring:

Imdb plugin

- you can use plugin to get all kind of information's about the movie, on original language or translated with Google Translate. Also, it translates movie titles from various languages if possible (for example if you search EPG of German, Polish, Dutch provider you will get original movie title and info about the movie on English). Advantage of this plugin comparing to original IMDB plugin is

- speed (it's a lot faster because it has direct access to the epg of current channel)
- has an option to manually specify search terms
- enables translation of results to other languages

Subtitle downloader

- downloads subtitles from internet and translates movie titles over epg.
Subtitles are downloaded from two databases

- www.podnapisi.net
- PerfectSat DTC database

Subtitle player

featuring subtitle display in the movies or series without conversion. Something like Drtic but with more options. Movies can be subtitled regardless if you're watching them live or as a recording.

Imdb

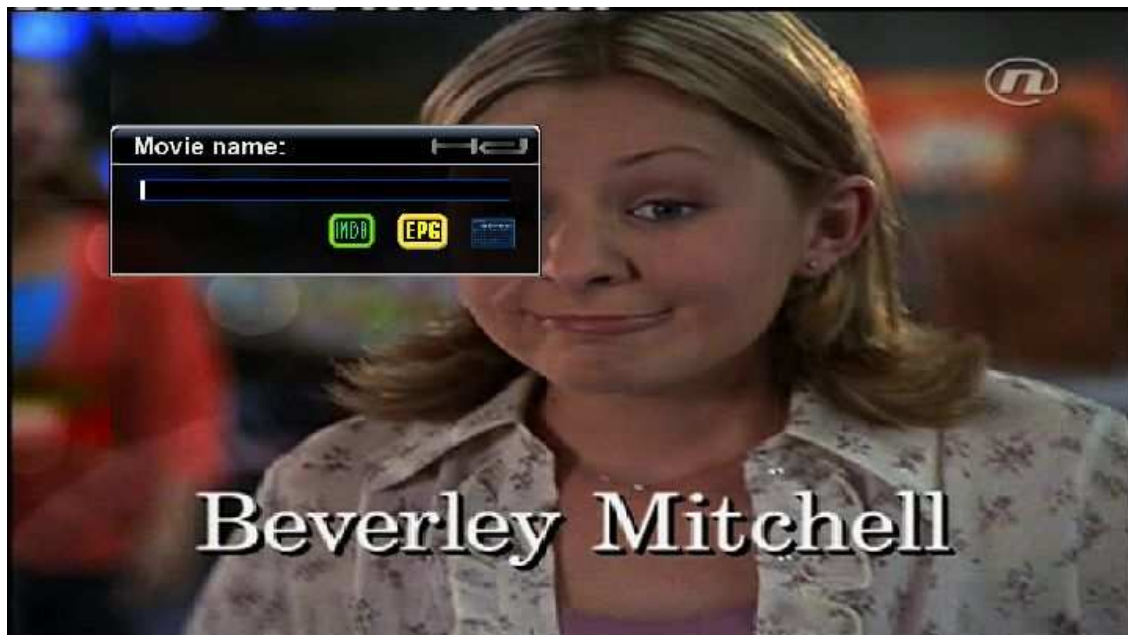
We start plugin from Plugins menu



After that we select "IMDB search"

To move trough the menu you can use UP/DOWN buttons or simply press GREEN button to select "IMDB search". This comes handy if you have fast plugin set to 2 x GREEN, so you enter directly to IMDB if you press GREEN button three times.

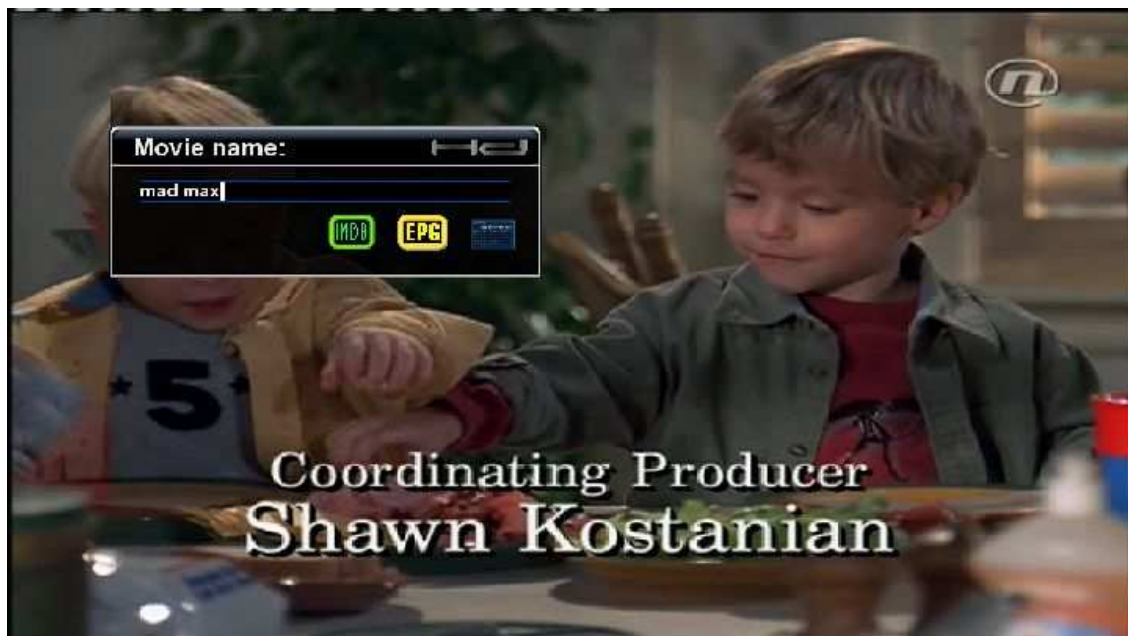
It opens IMDB part and now we can perform search



- manually specifying search term
- search through EPG

Manually There are two ways to enter term manually

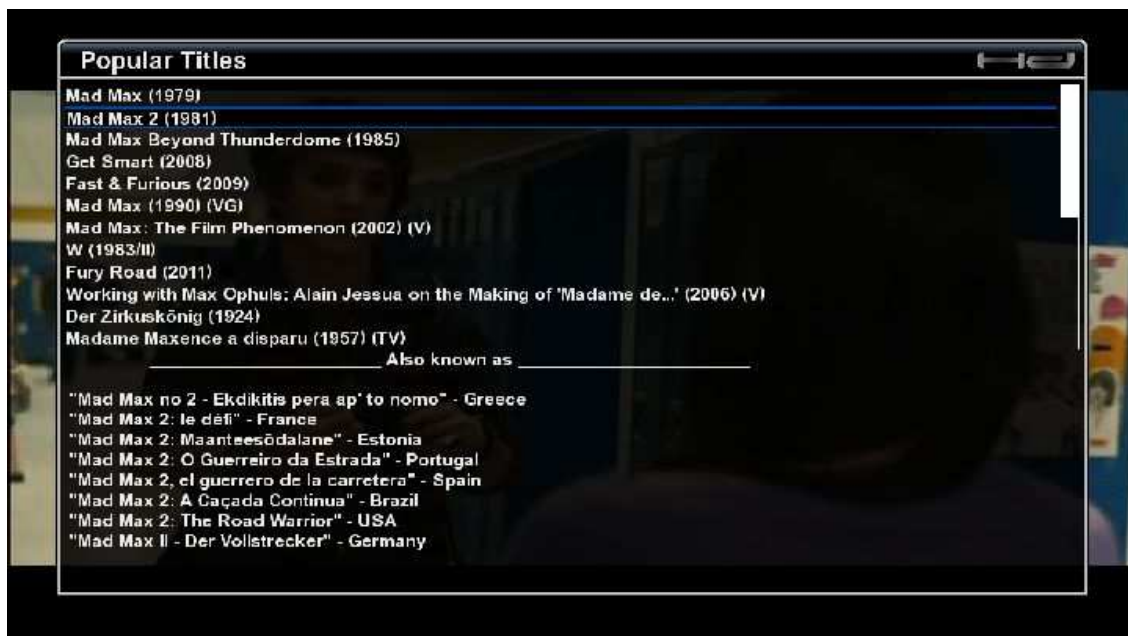
By directly entering term in the textbox



Or by pressing BLUE button to open virtual keyboard which we can use to enter the term. After you're done typing simply confirm with GREEN button.



After we're done writing we press the button OK and get the list of titles (if there is only one result it will be displayed straight forward).



Now we select one of the titles, confirm with ok and get something like this

Mad Max 2 (1981)

Rating: 7.6/10 31,647 votes

Director: George Miller

Category: Action | Adventure | Sci-Fi | Thriller


Country: Australia

Language: English

Cast: Mel Gibson, Bruce Spence, Michael Preston, (as Mike Preston) Max Phipps, Vernon Wells

Story: In the post-apocolyptic Australian wasteland, a cynical drifter agrees to help a small, gasoline rich, community escape a band of bandits.

Goofs: Continuity: When the gyro captain is reaching for the can of dog food that the dog is eating out of, it shows him reaching with his right hand, yet when we see the shot with the dog and the can, a left hand is seen reaching out for it. He is also holding a wooden spoon with that right



If we press OK once more we will get translated version

Mad Max 2 (1981)

Rating: 7.6/10 31.684 glasova

Režija: George Miller


Kategorija: Action | Adventure | Sci-Fi | Thriller

Uloge: Mel Gibson, Bruce Spence, Michael Preston, (kao Mike Preston) Max Phipps, Vernon Wells

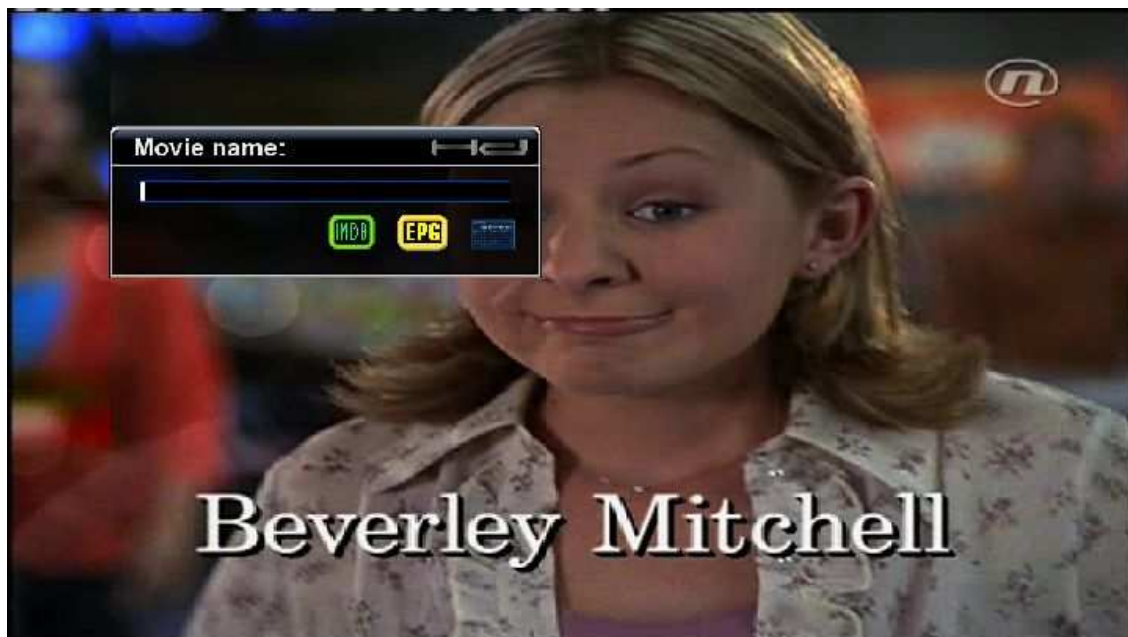
Priča: U post-apocolyptic australske pustoši, ciničan lutalicu pristane pomoći malim, benzin bogata, zajednica pobjeći bandu razbojnika.

Goofs: Otkrivanje grešaka: Kada je pucao u nogu Papagallo po Humungous 'goons, strelica se koristi za pucanje je jarko crvena, ali kad ga hitove nogu to je bijela i žuta.

Comments: My life fades. The vision dims. All that remains are memories. I remember a time of chaos. Ruined dreams. This wasted land. But most of all, I remember the Road Warrior... What can be said that hasn't already? The Road Warrior is undoubtedly one of the most spectacular



If we want to check some info from EPG of the current program we have to press YELLOW button



choose event we want to see informations for and confirm with OK

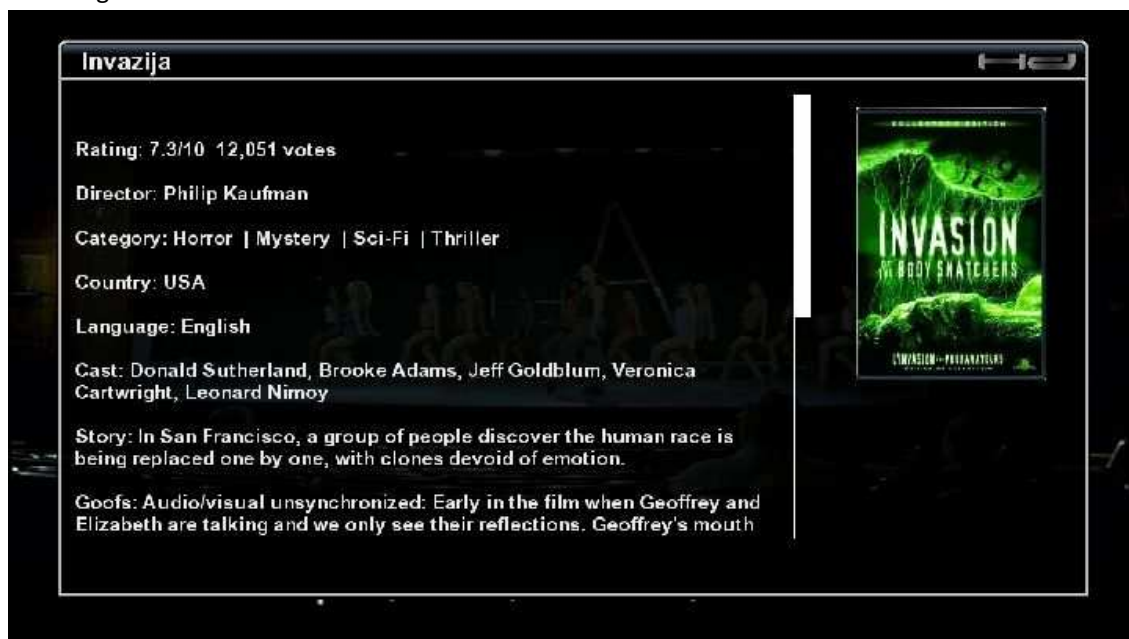


This plugin allows us to translate movie title from non english satellite providers (German, Polish, Dutch..). Results depends on IMDB database.

After selecting the title we confirm with GREEN button to get something like this



and we get results



Subtitle downloader

To download subtitles we need to select "Subtitle files" from main menu.



First we set storage path for subtitles (BLUE button)



I've set this to /media/usb/titles (i created titles folder myself) so i can download and use subtitles in all images, or you can leave this on the default.

With <Parent Directory> you're going one level up in explorer.
Before setup you can pun one subtitle inside that folder and select it with OK



Then we're going to download subtitle and maybe check some info about it (GREEN button)



And going to download menu

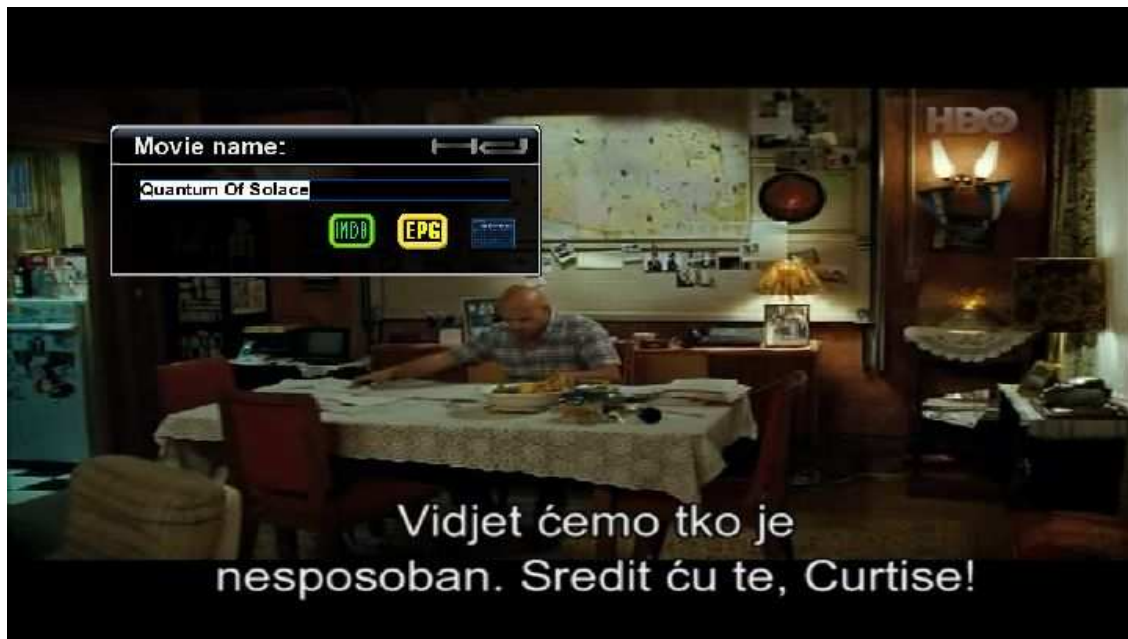


Here we have few options:

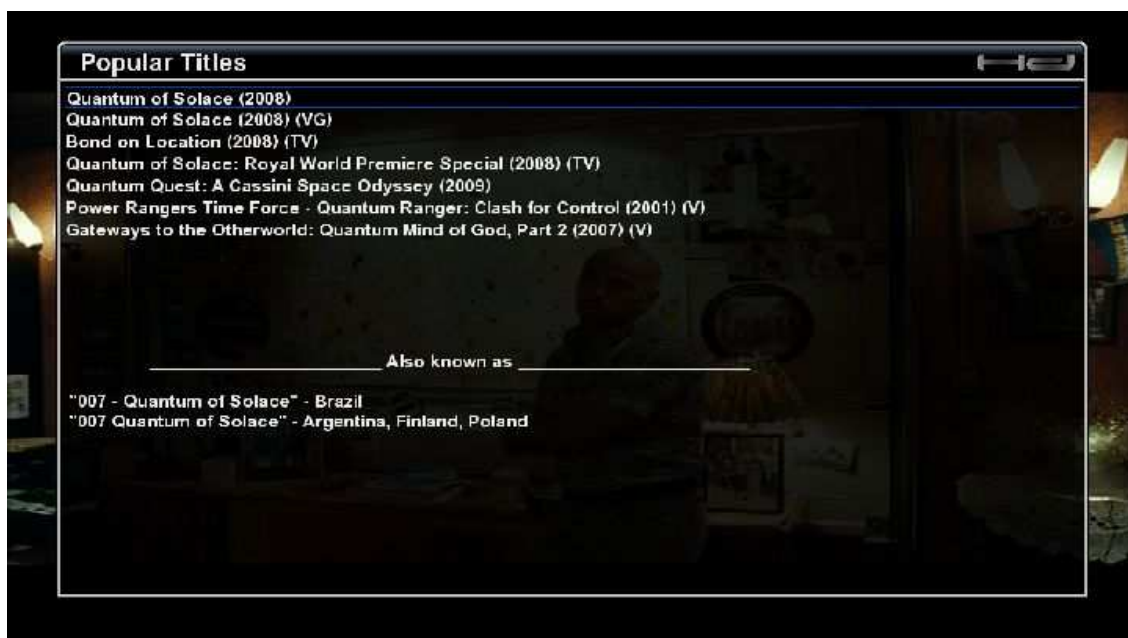
- to manually enter term for search
- to select BLUE button and get virtual keyboard
- to select title from EPG list

Here's EPG example. We press YELLOW button and select title

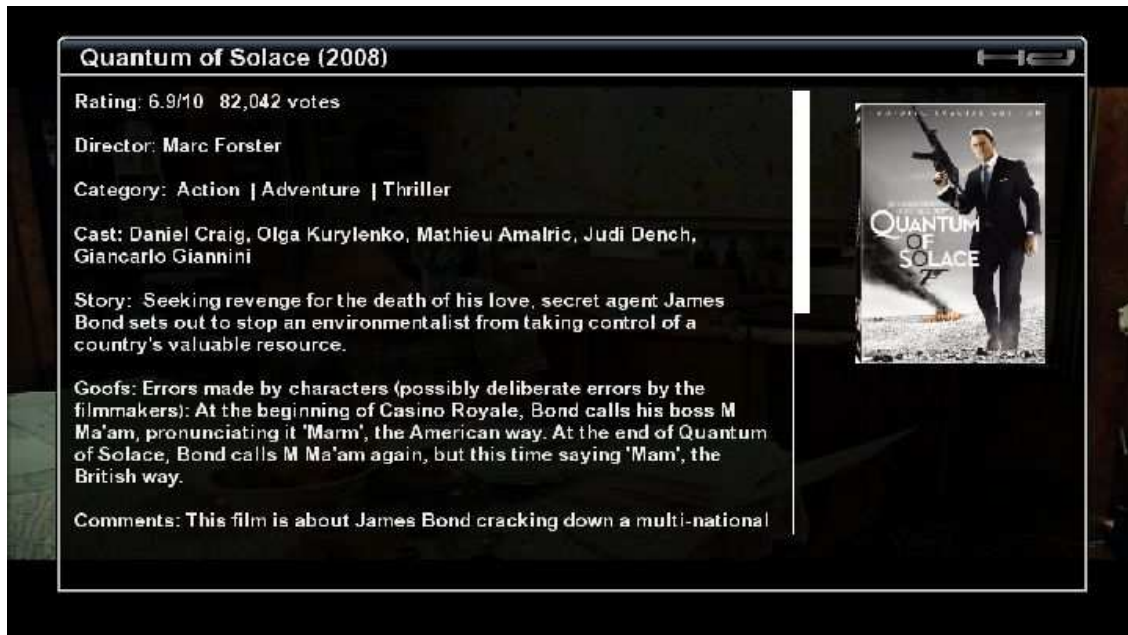




Now we press GREEN button to get IMDB translation of the movie title



Now we select our result (if there is only one it will open directly)



Quantum of Solace (2008)

Rating: 6.9/10 82,042 votes

Director: Marc Forster


Category: Action | Adventure | Thriller

Cast: Daniel Craig, Olga Kurylenko, Mathieu Amalric, Judi Dench, Giancarlo Giannini

Story: Seeking revenge for the death of his love, secret agent James Bond sets out to stop an environmentalist from taking control of a country's valuable resource.

Goofs: Errors made by characters (possibly deliberate errors by the filmmakers): At the beginning of Casino Royale, Bond calls his boss M Ma'am, pronouncing it 'Mam', the American way. At the end of Quantum of Solace, Bond calls M Ma'am again, but this time saying 'Mam', the British way.

Comments: This film is about James Bond cracking down a multi-national



And when we exit with EXIT button IMDB title will be written in the textbox



Movie name:

Quantum of Solace (2008)

IMDB EPG

HBO

Surveillance Electronique

Mrtav je!

Now we press OK to search subtitle database



and we get results of matching subtitles for our search. Always choose titles with more stars (checked) and 25 FPS. If there is no such titles try to choose ones with FPS information available because plugin will use this information to adjust subtitle speed automatically. We confirm with OK, wait few moments and subtitle is downloaded. Confirm once more with OK to run the subtitle.



This part covers download from Podnapisi.net database, but procedure for DTC subtitles is exactly the same.

Subtitle Player

When you run the plugin for the first time you'll have to set options in plugins settings.



You can define subtitle font size, whether you want subtitles to have background or not (handy for movies which already have titles you want to cover), and finally language you want to use in plugin.



When you're done setting you have to set "Save settings" to "Yes" and restart plugin.



When setting subtitles position



you can use UP/DOWN buttons to vertically move subtitles.



And when we run it



Title is here with Opaque background



or if you choose transparent background you will have something like this



Using INFO button you can see informations about title timings (if you skipped part of a movie), FPS and fine shift settings. You'll also notice that if you had different FPS when you downloaded the movie plugin switched it automatically after pressing this button.



Also, if you skip a part of a movie, to find matching line easily use button 5 which will give you a list of 25 +/- closest lines after you simply choose the right one with OK button. Plugin uses EPG time to give you approximate time.



If subtitle is running late or fast you can tune it in a few ways:

Using button 0 you can change FPS (if it's subtitle with no FPS information or DTC subtitle). If title is running late you choose lower FPS number and other way around.



In a case you still have subtitles late or fast you can manually fine tune subtitles speed to slow down or accelerate.

Button 1 will ACCELERATE subtitles by 5 ms steps

Button 3 will SLOW DOWN subtitles by 5 ms steps

Button 4 will ACCELERATE subtitles by 25 ms steps

Button 6 will SLOW DOWN subtitles by 25 ms steps



Also there are numerous buttons you can use in plugin with functions:

LEFT ----- previous subtitle line (when you're setting the title)

RIGHT ----- next subtitle line

OK ----- jumps to the next line in the subtitle

UP ----- 10 lines back

DOWN ----- 10 lines forward

1 - accelerate subtitles by -5ms steps

3 - slow down subtitles by 5ms steps

4 - accelerate subtitles by -25ms steps

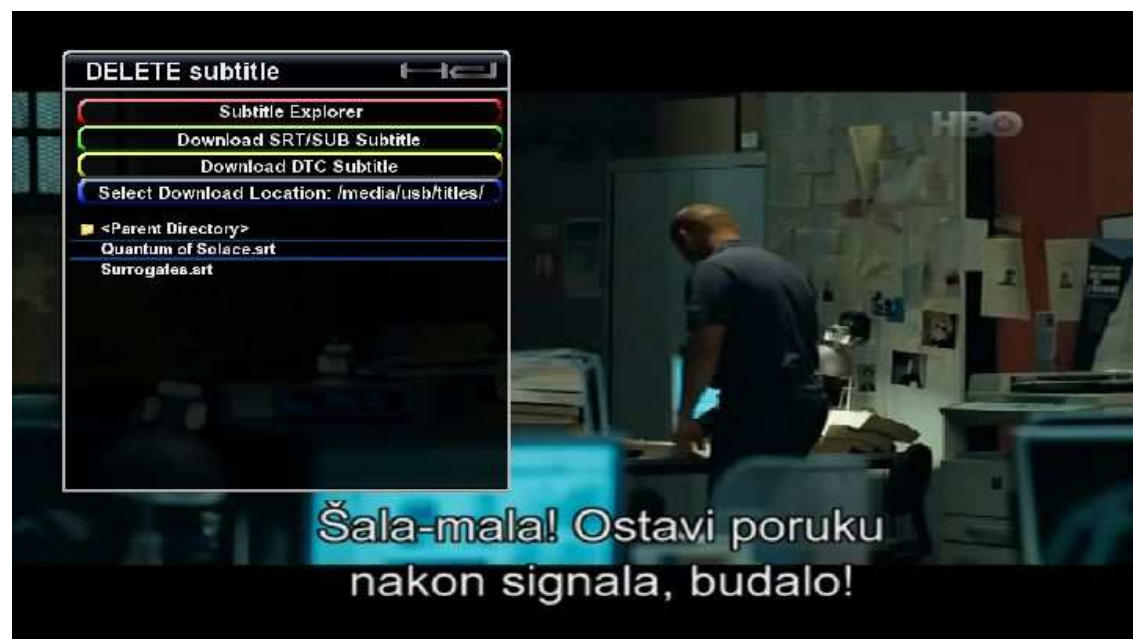
6 - slow down subtitles by 25ms steps

5 - moves subtitles position to the elapsed time by EPG and opens list with 25 +/- lines (in case you didn't watch the movie from the beginning)

7 ----- jumps to the position you previously exited from (if you watched recorded movie, next time you run it it will get you where you left off)

9 ----- jumps exactly on the line with calculation of elapsed time you didn't watch the movie (if you watched the movie, stopped, and then went back to it)

Also when you're in subtitle explorer you can delete titles by pressing button 0 and selecting subtitle you want to delete. Use 0 button again to get back to normal mode.



New in version 2.26

- Option to select type of subtitle download (Movies, Series, Movies & Series)
- Option to select subtitle color (yellow, blue, red..)
- Added half transparent background (light gray)
- Pause subtitle with Yellow button (2 x OK to continue)
- Plugin does not need to be restarted to accept changes in settings.
- Added download and menu languages


Now we have some new options in Settings



New tipe of lightgray background and colored subtitles



Option to choose what do we want to download, for example Movies



or if we want to download Series we switch to it with INFO button



and we have results for Series subtitles search

